

Whose Is It, Anyway?

Essential Question

How can I show respect for people's work?

Lesson Overview

Students learn that although the Internet makes it very easy, copying the work of others and presenting it as one's own is called plagiarism. They also learn about circumstances in which it is permissible to use the work of others.

Students are first introduced to the feeling of having someone pretend to have written work they created. Then they judge whether or not different situations involving students and schoolwork are acceptable. Students are introduced to proper ways to cite people's words and ideas from the Internet, including how to write a citation.

Learning Objectives

Students will be able to ...

- define plagiarism and describe its consequences.
- explain how giving credit is a sign of respect for people's work.
- articulate when it is acceptable to use people's work, and how to write a citation.

Materials and Preparation

- Review the *Time for Kids* article, "One Small Step, One Great Man" (www.timeforkids.com/news/one-small-step-one-great-man/44396). Prepare to point out information on the webpage that students would need in order to create a citation for the article (Teach 2).
- Copy the **Okay or No Way! Student Handout**, one for each student.

Family Resources

- Send home the **Respecting Creative Work Family Tip Sheet (Elementary School)**.

Estimated time: 45 minutes

Standards Alignment –

Common Core:

grade 3: RI.1, RI.3, RI.4, RI.10, RF.4a, W.4, W.6, W.8, W.10, SL.1a, SL.1b, SL.1c, SL.1d, SL.3, SL.4, SL.6, L.3a, L.6

grade 4: RL.10, RI.1, RI.3, RI.4, RI.7, RI.10, RF.4a, W.2d, W.4, W.6, W.7, W.9b, W.10, SL.1a, SL.1b, SL.1c, SL.1d, SL.2, SL.4, SL.5, L.3a, L.6

grade 5: RL.10, RI.1, RI.3, RI.4, RI.7, RI.10, RF.4a, W.2d, W.4, W.6, W.7, W.9b, W.10, SL.1a, SL.1b, SL.1c, SL.1d, SL.4, SL.6, L.6

NETS•S: 5a, 5b

Key Vocabulary –

plagiarism: using some or all of somebody's work or idea, and saying that you created it

citation: key information about a source used for a report or other research project, including its author, title, publisher, and date of publication

respect: a way of showing that you admire and value something

introduction

Warm-up (10 minutes)

EMPHASIZE to students that they are all creators. Ask them to think about times they recorded an idea they had — whether they wrote something down, uploaded it onto the Internet, took a picture or video, or made something for class.

ASK:

How did you show, or could you have shown, that your idea belonged to you and not to someone else?

People often give themselves credit for their work by putting their names on what they create, showing when they created it, with whom, etc.

How would you feel if someone pretended that your work was theirs?

Students may describe feeling upset, sad, or cheated. Discuss why it's natural for people to want to be recognized and celebrated for their original ideas or efforts.

teach 1

Plagiarism vs. When It's Fair to Copy (15 minutes)

ASK:

Has anyone heard of the term plagiarism before?

Get a feel for students' familiarity with plagiarism. They may have heard the word and know that it's bad, wrong, or that it has a negative connotation.

DEFINE the Key Vocabulary term **plagiarism**.

SHARE with students your school's official policy on plagiarism and its consequences. If there is no official policy, explain how you handle plagiarism in your classroom. The following are talking points to help explain plagiarism.

- Plagiarism is copying and pasting text, images, video, or anything that someone else created without giving credit. Plagiarism is cheating, and it's against school rules.
- If a teacher asks you to write a report or complete a project, the teacher expects you not to copy others' work, whether it's from a webpage or from your best friend. Even if you copy something into your own handwriting or retype it yourself, it's still plagiarism.

Note: Copyright laws protect the ownership of authors' written works, photos, drawings, videos, and other graphics by requiring that people who make copies do so only with the permission of the owner. However certain use of such works for schoolwork are considered "fair use" and do not require copyright permission, only that credit or a citation be given.

ASK:

Why is it important not to plagiarize?

Sample responses:

- So you don't get in trouble.
- So you can give credit for others' work and ideas

TELL students another reason it is important not to plagiarize is so they show respect for work and ideas that others create.

DEFINE the Key Vocabulary term **respect**.

EXPLAIN to students that one way they can show respect is to give credit when they use other people’s work. And one way to give credit is by providing a citation.

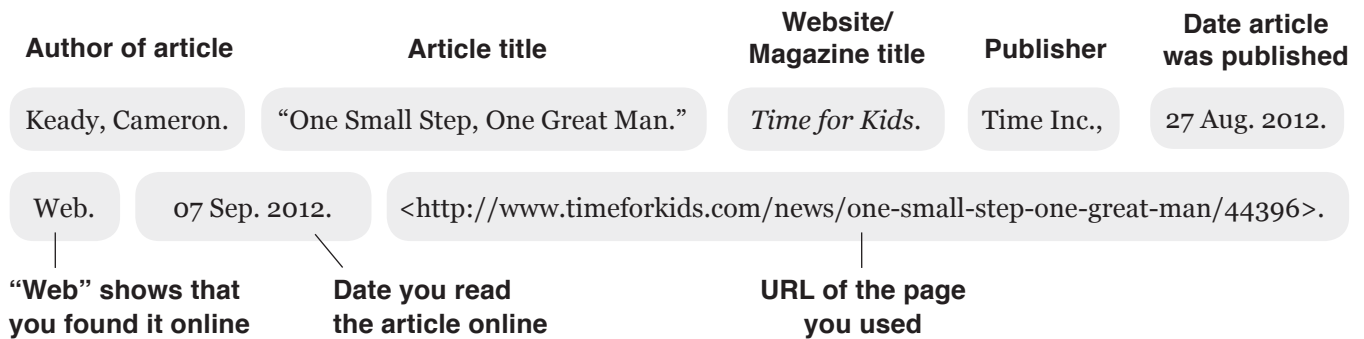
DEFINE the Key Vocabulary term **citation**.

SHOW the following MLA style citation to students:

Keady, Cameron. “One Small Step, One Great Man.” *Time for Kids*. Time Inc., 27 Aug. 2012. Web. 07 Sep. 2012. <<http://www.timeforkids.com/news/one-small-step-one-great-man/44396>>.

PROJECT the online article to which the citation belongs (www.timeforkids.com/news/one-small-step-one-great-man/44396).

INTRODUCE students to each component of the citation, and invite students to identify where each piece of information is found on the webpage. Please note that MLA no longer requires the use of URLs in citations due to Web addresses constantly changing. However, you might want to require students to include URLs for quick reference.



EMPHASIZE to students that they should include citations in a report, project, or presentation as a formal way to give credit to other people’s work they use. Citations also help others find the information that students have drawn from in their work. Citations are usually found in the footnotes or bibliography section of a report or book.

teach 2

Okay or No Way? Part II (15 minutes)

DISTRIBUTE the **Okay or No Way? Student Handout** and instruct students to complete it with a partner.

INVITE students to share their answers. Use the following information to guide class discussion:

- David’s homework: Email makes it easy for students to share their work. However, unless the teacher tells students to work together and turn in the same paper, she expects David’s work to be his own. Even though Justin gave David permission to copy his work, it is still plagiarism when you copy from someone else.
- Manny’s paragraph: Copying someone else’s work from the Web in his own handwriting does not make it Manny’s work. This is plagiarism.
- Samantha’s work: Using the exact words of someone else is plagiarism, even if you add your own topic sentence. Samantha should restate the passage in her own words, or she can use a quote from the author if she provides a citation.

- Ming’s report: It’s alright for Ming to use a drawing from a website for a school report because she gave credit to the illustrator. Ming should provide a citation for the photo at the end of her report.

closing

Wrap-up (5 minutes)

You can use these questions to assess your students’ understanding of the lesson objectives. You may want to ask students to reflect in writing on one of the questions, using a journal or an online blog/wiki.

ASK:

What is plagiarism?

Sample responses:

- Copying someone else’s work and calling it your own.
- Copying stuff from a website and saying you wrote it.

Why is it important to provide citations for the work you use?

Sample responses:

- So you can avoid plagiarism.
- To give credit to the person who made it.
- So other people can find the sources you used.
- Citing work shows respect for other people’s work.

When is it okay to use someone else’s words or ideas?

Sample responses:

- When you use quotation marks around the words you use and give a citation.
- When you use someone’s ideas or words to help you say something in your own words and provide a citation.

Whose Is It, Anyway?


Directions

Read the following stories. Decide if the person's action was okay or not okay, and circle your answer. Then explain your decision.


David had basketball practice last night and didn't have time to do his homework. Justin offers to let him copy his, and sends it to David in an email.

Is that ... OKAY or NO WAY!

Explain:



Manny has to write a paragraph about water resources for science. He finds a paragraph on a website that is just right. Manny copies it in his own handwriting.




Is that ... OKAY or NO WAY!

Explain:

Samantha copies a webpage into her book report and adds her own first sentence.

Is that ... OKAY or NO WAY!

Explain:



Ming spends a lot of time searching the Web. She finds a great drawing on a site. She prints it for the cover of her social studies report and gives credit to the illustrator in her report.

Is that ... OKAY or NO WAY!

Explain:



Whose Is It, Anyway?

1. Using somebody's work or ideas and saying you created it is called _____. This is a form of _____.

- a) plagiarism / cheating
- b) citation / crediting
- c) borrowing / respect

2. Manny finds an article online. He copies and pastes the article into his book report. He doesn't give the author credit. If the teacher finds out that Manny did this, Manny will probably:

- a) Be asked to help other students with their reports
- b) Get in trouble for using someone else's work without giving credit
- c) Not get in trouble



3. Julia Nelson wrote an article called, "Cats Are Amazing Animals." Which author did not give Julia credit for using her work?

- a) Joe
- b) Carl



Whose Is It, Anyway?

1. Using somebody's work or ideas and saying you created it is called _____. This is a form of _____.

- a) plagiarism / cheating
- b) citation / crediting
- c) borrowing / respect

Answer feedback

The correct answer is **a**. **Plagiarism** is like **cheating**. It's disrespectful to the author. Make sure you use a citation to give the author credit.

2. Manny finds an article online. He copies and pastes the article into his book report. He doesn't give the author credit. If the teacher finds out that Manny did this, Manny will probably:

- a) Be asked to help other students with their reports
- b) Get in trouble for using someone else's work without giving credit**
- c) Not get in trouble



Answer feedback

The correct answer is **b**. When Manny copies the article and says he wrote it, he isn't giving the author any credit. This is a form of cheating. If the teacher finds out, Manny will probably get in trouble for plagiarism.

3. Julia Nelson wrote an article called, "Cats Are Amazing Animals." Which author did not give Julia credit for using her work?

- a) Joe
- b) Carl**

Answer feedback

The correct answer is **b**. Carl did not giving Julia Nelson credit for her article. Carl should have mentioned the author's name. He should have used quotation marks to show which facts he borrowed directly from her article.

